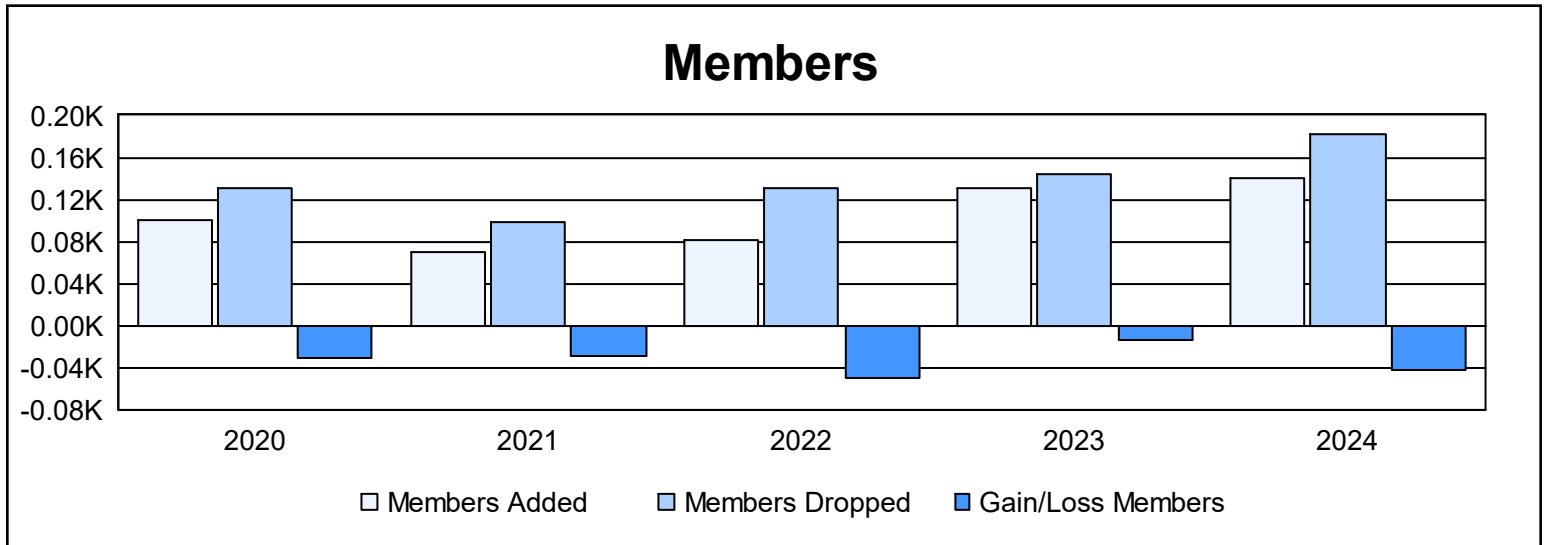
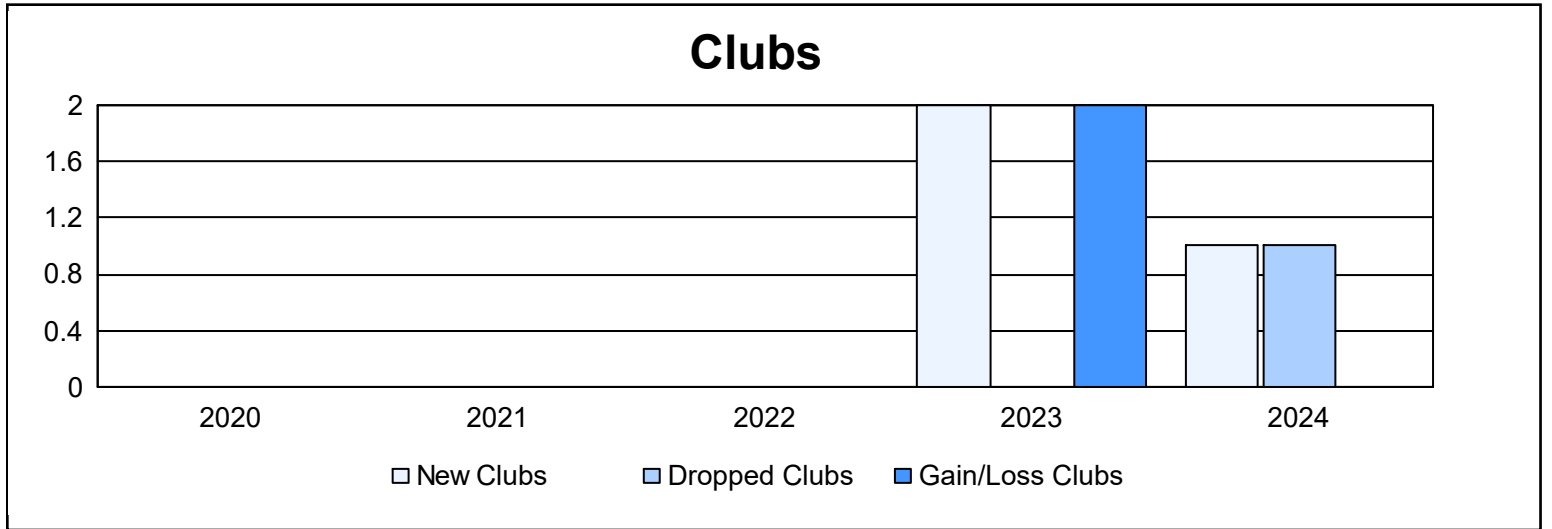
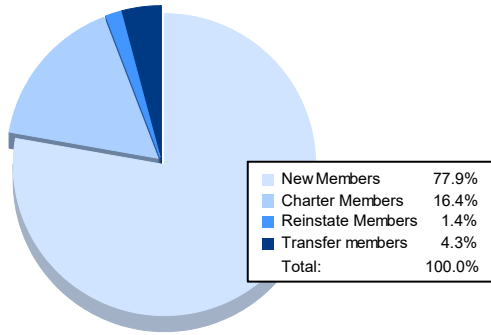


Year	New Clubs	Dropped Clubs	Gain/ Loss Clubs	New Members	Charter Members	Reinstate Members	Transfer Members	Total Member Added	Total Members Dropped	Gain/ Loss Members
2019-2020	0	0	0	92	0	2	6	100	131	-31
2020-2021	0	0	0	59	0	5	6	70	99	-29
2021-2022	0	0	0	71	0	1	10	82	131	-49
2022-2023	2	0	2	80	42	4	4	130	144	-14
2023-2024	1	1	0	109	23	2	6	140	182	-42
<b>Average</b>	<b>1</b>	<b>0</b>	<b>0</b>	<b>82</b>	<b>13</b>	<b>3</b>	<b>6</b>	<b>104</b>	<b>137</b>	<b>-33</b>



### Membership Composition June 2024 Cumulative



### Gender Composition June 2024 Cumulative

